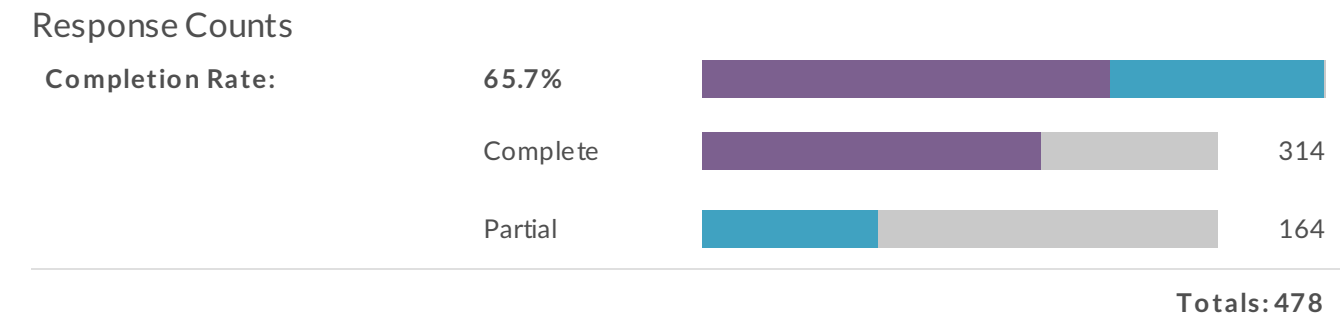
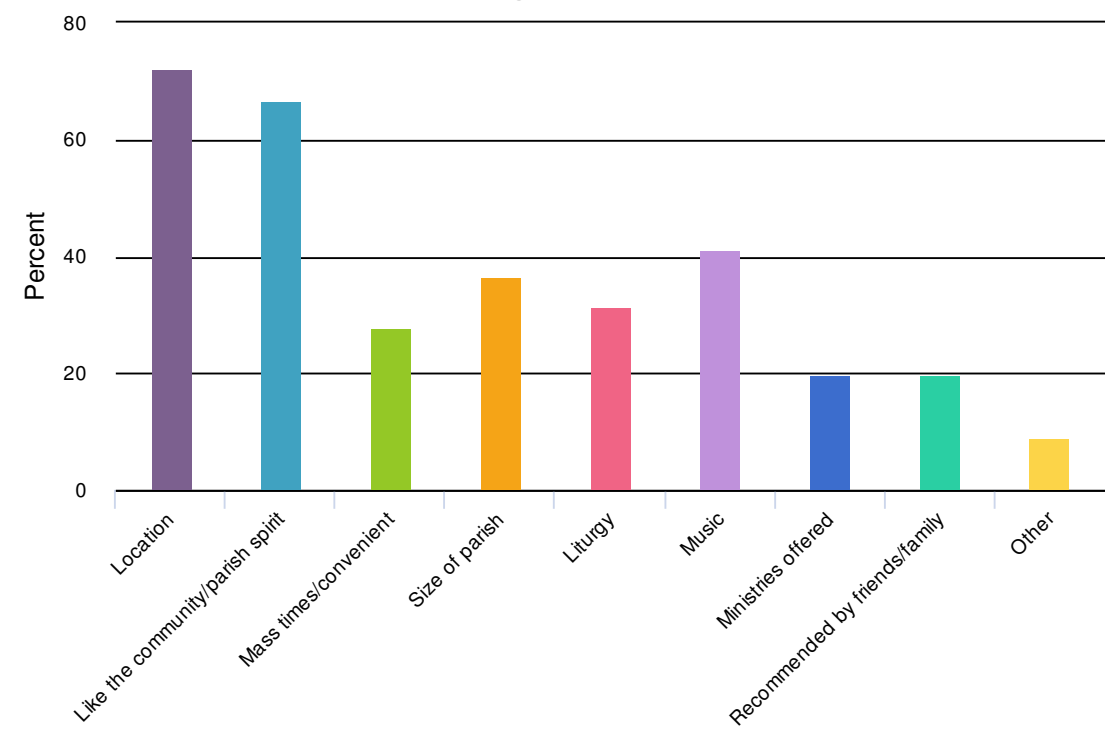











Report for Parish Planning Survey

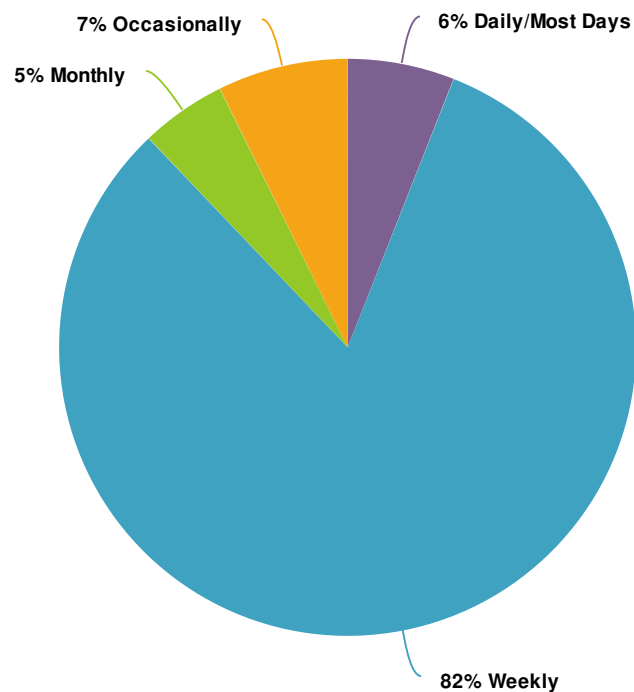






1. Why did you choose St. Luke parish originally? [CHECK ALL THAT APPLY]



Value		Percent
Location		72.2%
Like the community/parish spirit		66.7%
Mass times/convenient		27.8%
Size of parish		36.6%
Liturgy		31.5%
Music		41.2%
Ministries offered		19.8%
Recommended by friends/family		19.8%
Other		9.0%

2. My family/I attend Mass: [CHECK ONE RESPONSE ONLY]



Value		Percent
Daily/Most Days		6.0%
Weekly		81.9%
Monthly		4.8%
Occasionally		7.3%

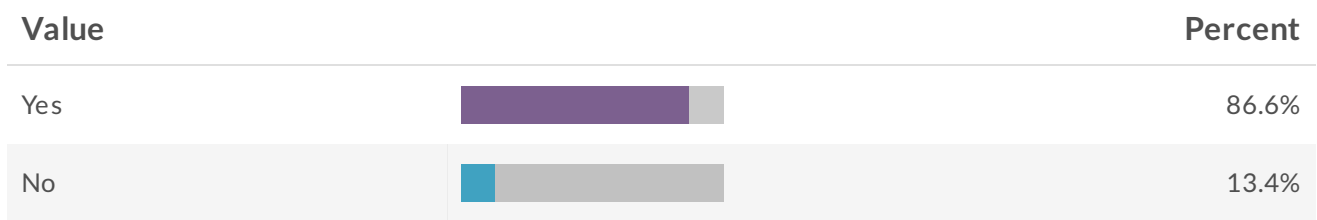
3. To help grow spiritually, I (or members of my household) are interested in participating in: [CHECK ONE PER ITEM]

	Already Participate	Very Interested	Somewhat Interested	Not very Interested	Not at all Interested	Responses
Faith formation (children) Row %	30.4%	3.6%	12.0%	15.4%	38.6%	332
Adult education programs Row %	18.9%	13.2%	33.5%	21.5%	12.9%	349
Small faith community programs Row %	25.9%	9.1%	30.1%	24.4%	10.5%	352
Spiritual direction/counseling Row %	4.5%	10.8%	27.4%	35.5%	21.7%	332
Spiritual Retreats Row %	13.3%	11.0%	31.3%	29.3%	15.1%	345
Parish Missions Row %	16.8%	15.4%	32.5%	23.6%	11.7%	351
Eucharist Adoration (First Fridays) Row %	7.9%	11.7%	32.8%	28.7%	18.8%	341
Weekly Rosary Row %	5.9%	7.7%	28.8%	38.0%	19.6%	337
Stations of the Cross Row %	16.1%	12.3%	38.9%	22.8%	9.9%	342
Youth programs (pre-teen) Row %	2.4%	8.7%	15.7%	23.8%	49.4%	332
Youth programs (teen) Row %	5.7%	9.3%	10.5%	28.7%	45.8%	334
Family programs Row %	10.3%	12.7%	31.0%	23.0%	23.0%	339
Totals Total Responses						352

4. On a scale of 1 to 4 where 4 means very satisfied and 1 means not at all satisfied, please rate your satisfaction with St. Luke parish on the following: [CHECK ONE RATING PER ITEM]

	Satisfaction rating
Ministry offerings	★★★★ Not Applicable: 0
Friendly, warm, welcoming atmosphere	★★★★ Not Applicable: 0
Spiritual offerings (e.g. retreats, adoration)	★★★★☆ Not Applicable: 0
Children's faith formation programs	★★★★☆ Not Applicable: 0
Teen Programs	★★★★☆ Not Applicable: 0
Adult educational programs	★★★★☆ Not Applicable: 0
Outreach offerings	★★★★☆ Not Applicable: 0
Helpful, caring staff	★★★★★ Not Applicable: 0
Fellowship events/programs for social interaction	★★★★☆ Not Applicable: 0

5. Do you feel connected to the St. Luke Faith Community?

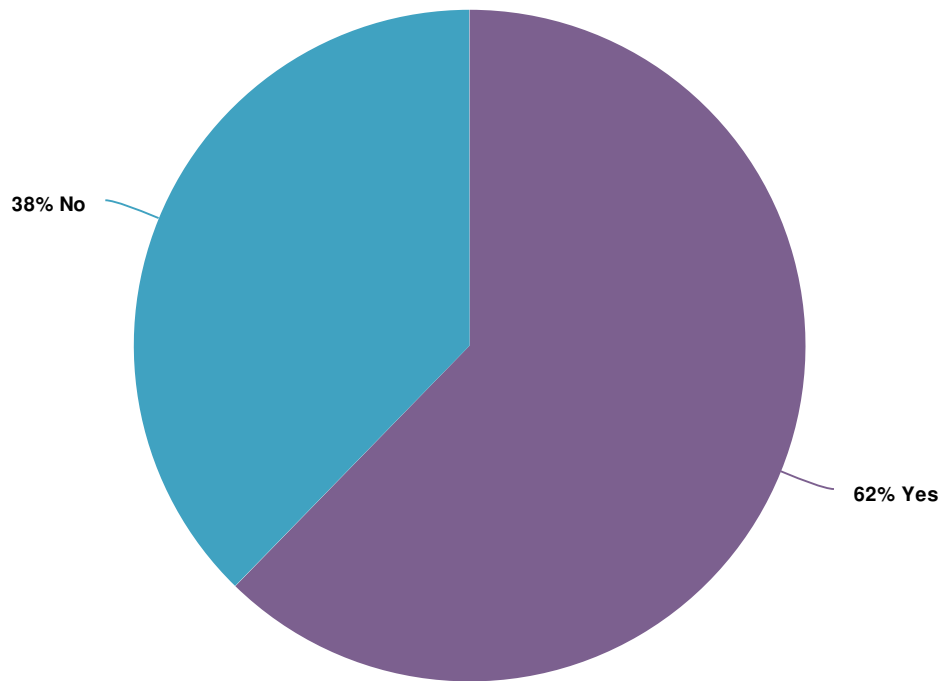


A word cloud featuring various terms related to church and community. The words are arranged in a circular pattern, with some larger and more prominent than others. The words include: people, parish, church, mass, time, faith, feel, effort, members, other, attending, community, formation, children, family, love, group, happy, activities, attend, join, active, connected, and st. The words are in various colors, including purple, red, blue, green, orange, and pink.

7. What ideas or suggestions do you have that would help the parish better meet your spiritual and other needs?

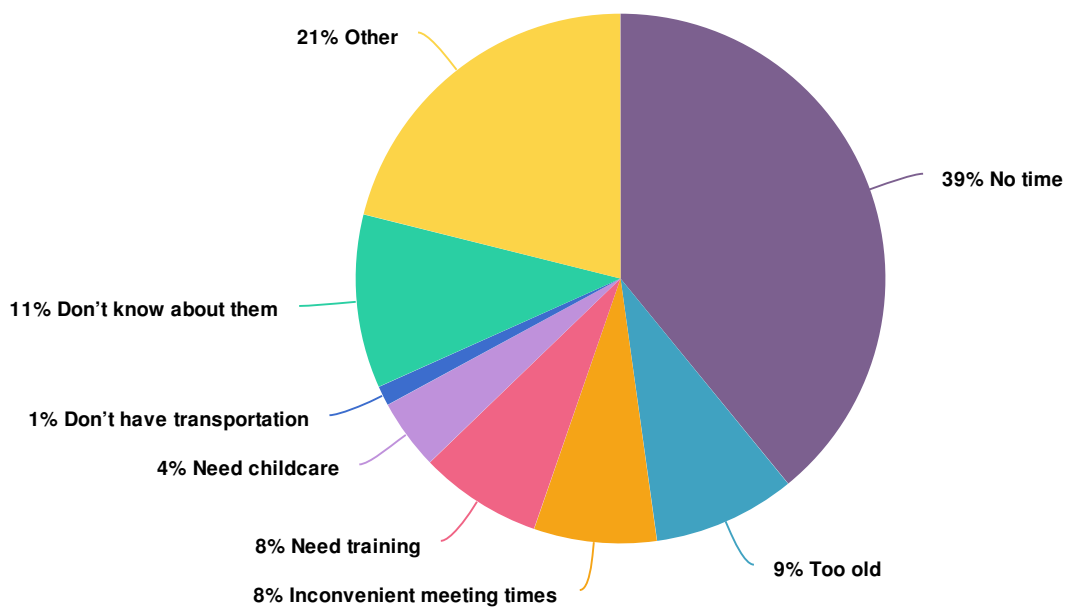


8. Do you or members of your household participate in a ministry?



Value		Percent
Yes	<div><div></div></div>	62.3%
No	<div><div></div></div>	37.7%

9. If you are not participating in a ministry what is the primary reason? [CHECK ONE RESPONSE]

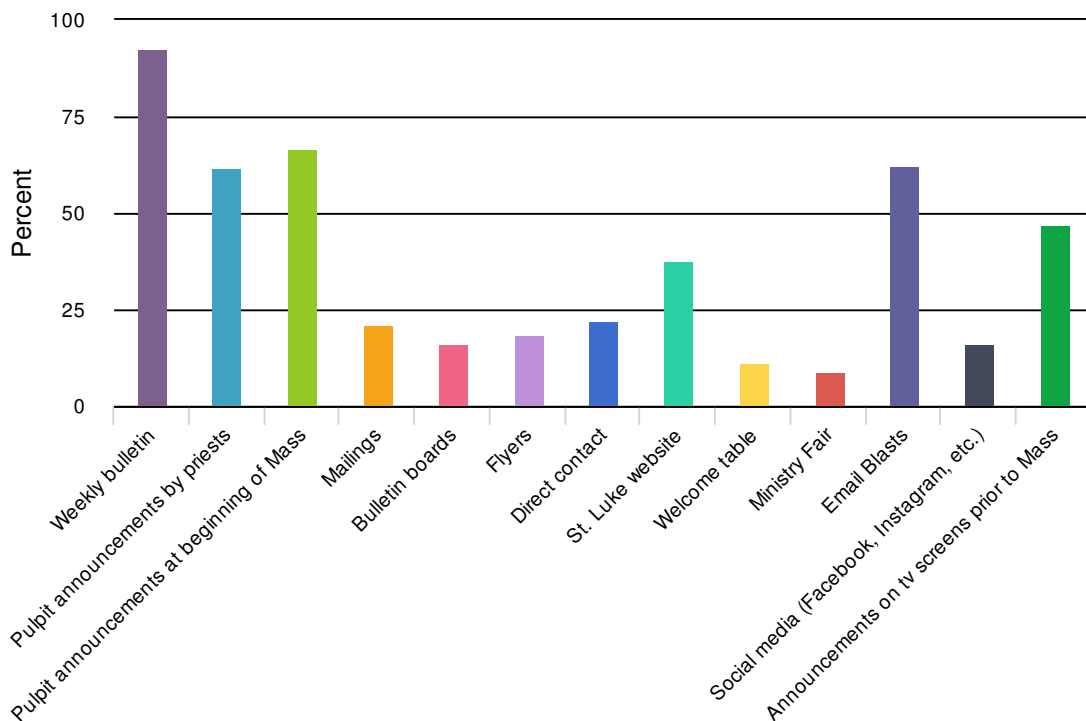















Value		Percent
No time	<div><div style="width: 39.1%;"></div></div>	39.1%
Too old	<div><div style="width: 8.7%;"></div></div>	8.7%
Inconvenient meeting times	<div><div style="width: 7.5%;"></div></div>	7.5%
Need training	<div><div style="width: 7.5%;"></div></div>	7.5%
Need childcare	<div><div style="width: 4.3%;"></div></div>	4.3%
Don't have transportation	<div><div style="width: 1.2%;"></div></div>	1.2%
Don't know about them	<div><div style="width: 10.6%;"></div></div>	10.6%
Other	<div><div style="width: 21.1%;"></div></div>	21.1%

10. What suggestions do you have that would help the parish to involve you or members of your household in various ministries?

continue information families
 participate members people
 church ministry day
 family ministries feel
 parish time training
 join involved offer
 community christmas childcare
 give
 call

11. How do you learn about parish information such as events, activities, updates to financial campaigns, and ministry offerings at St. Luke? Please check the box beside all of the communication methods you use.



Value		Percent
Weekly bulletin		92.7%
Pulpit announcements by priests		61.8%
Pulpit announcements at beginning of Mass		66.8%
Mailings		21.0%
Bulletin boards		16.0%
Flyers		18.4%
Direct contact		22.2%
St. Luke website		37.9%
Welcome table		11.1%
Ministry Fair		8.7%
Email Blasts		62.4%
Social media (Facebook, Instagram, etc.)		16.0%
Announcements on tv screens prior to Mass		46.9%

12. How would you rate the overall quality and availability of information about St. Luke? [Scale of 1 for not very good to 4 for excellent]

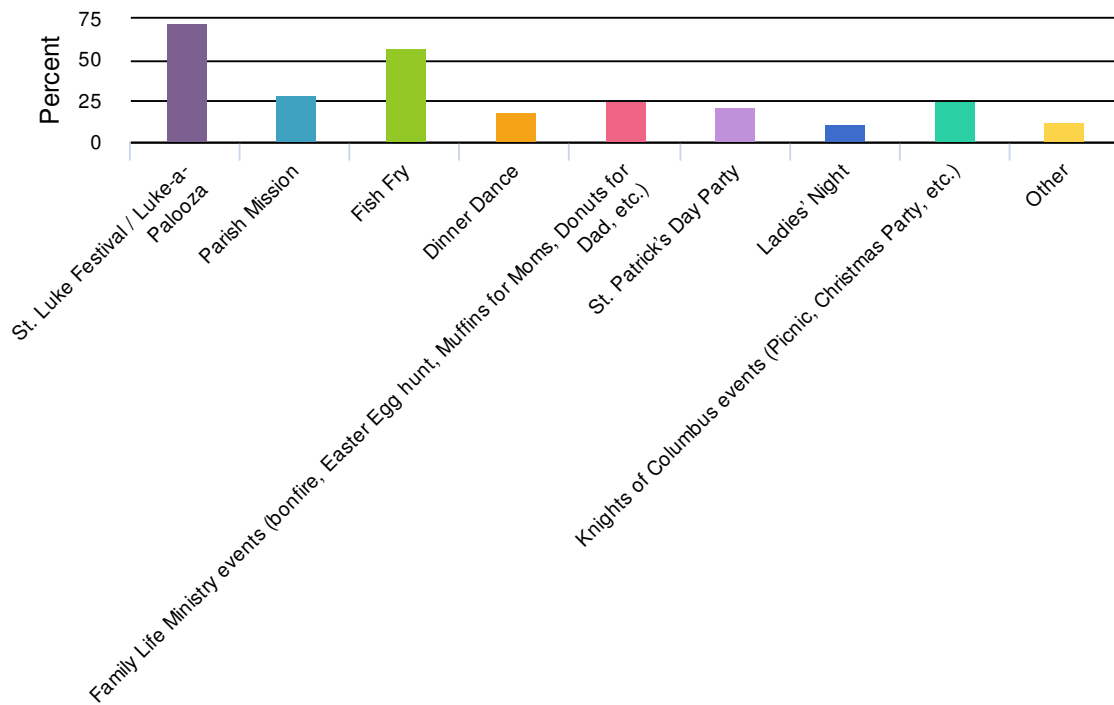
Rating of 1 to 4 stars - 4 being highest rating










Quality of Information

★★★★☆

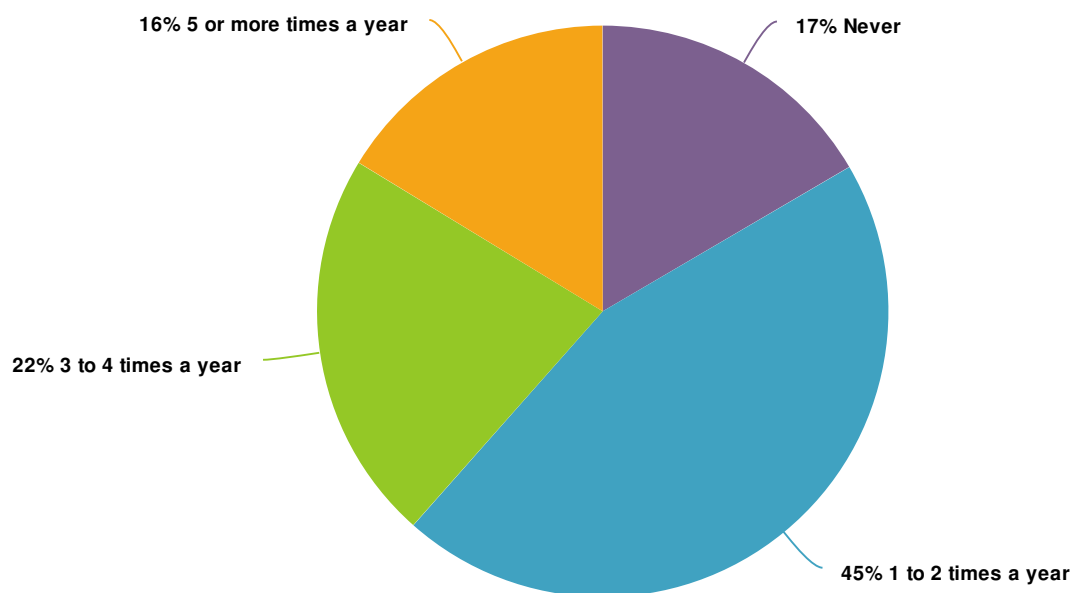
Not Applicable: 0

13. Which of the following social events have you attended at St. Luke during the last year? (Please check all that apply)



Value		Percent
St. Luke Festival / Luke-a-Palooza		72.3%
Parish Mission		28.4%
Fish Fry		57.4%
Dinner Dance		18.8%
Family Life Ministry events (bonfire, Easter Egg hunt, Muffins for Moms, Donuts for Dad, etc.)		25.2%
St. Patrick's Day Party		22.3%
Ladies' Night		11.3%
Knights of Columbus events (Picnic, Christmas Party, etc.)		25.9%
Other		13.1%

14. How often do you attend St. Luke social events?



Value		Percent
Never	<div><div></div></div>	16.6%
1 to 2 times a year	<div><div></div></div>	45.0%
3 to 4 times a year	<div><div></div></div>	22.2%
5 or more times a year	<div><div></div></div>	16.3%

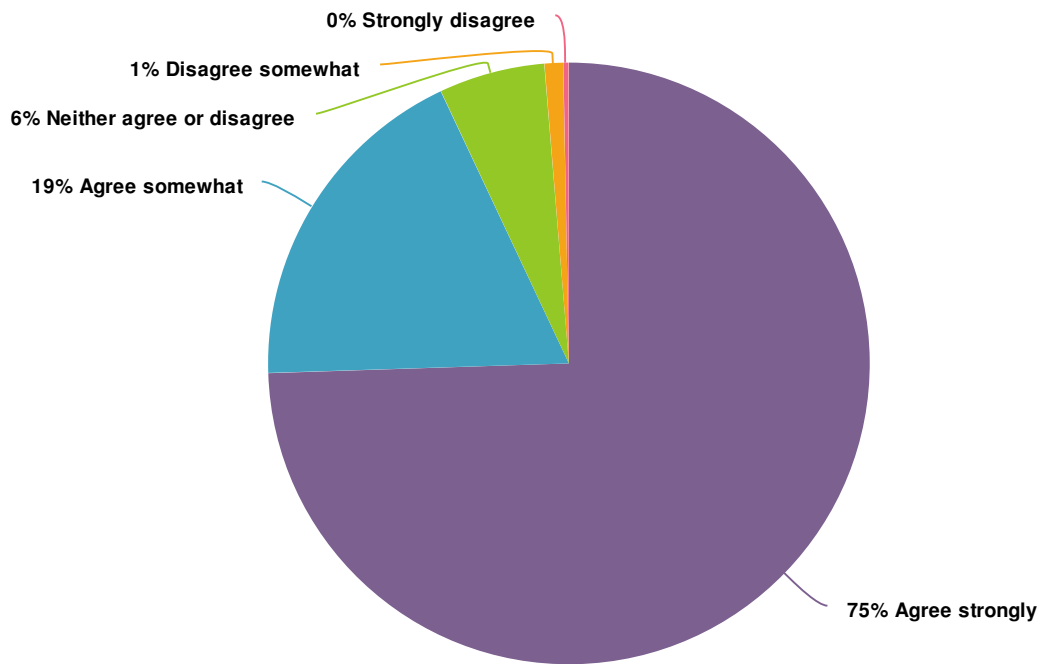
15. What type of potential NEW activities or social events would you or members of your household be interested in attending?



16. What suggestions do you have that would make the parish more welcoming to new parishioners? (Please be as specific as possible)



17. The St. Luke parish mission statement reads: "To be a Christ-Centered Church Responsive to the Needs of All, Preserving, Spreading and Celebrating the Teachings of Jesus Offering Hope, Comfort and Peace." Do you agree that our parish actions support this mission statement?



Value		Percent
Agree strongly	<div><div></div><div></div></div>	74.5%
Agree somewhat	<div><div></div><div></div></div>	18.5%
Neither agree or disagree	<div><div></div><div></div></div>	5.7%
Disagree somewhat	<div><div></div><div></div></div>	1.0%
Strongly disagree	<div><div></div><div></div></div>	0.3%

18. Father Paul has identified four key areas in his Pastor's vision which mirror issues brought forth by the late Holy Father, Pope St. John Paul II in *Christifideles Laici*. How well do you feel St. Luke is addressing the following issues:

	Excellent	Good	Neither good nor bad	Needs some improvement	Needs a lot of improvement	Responses
The increase of religious indifference and secularism Row %	29.0%	40.3%	22.4%	6.3%	2.0%	303
The violations of the dignity of the human person Row %	29.3%	43.0%	20.7%	5.7%	1.3%	300
The increasing number of conflicts in the world Row %	27.8%	39.5%	22.9%	6.9%	2.9%	306
The need to Evangelize a Catholic Population Row %	22.7%	36.7%	28.0%	10.0%	2.7%	300
Totals Total Responses						306

19. Would you or members of your household be interested in additional programs (retreats, speakers, etc.) on the following issues?

	Very interested	Somewhat interested	Not very interested	Not at all interested	Responses
The increase of religious indifference and secularism Row %	22.7%	43.4%	23.7%	10.2%	295
The violations of the dignity of the human person Row %	23.0%	44.7%	21.6%	10.7%	291
The increasing number of conflicts in the world Row %	22.8%	43.9%	22.8%	10.4%	289
The need to Evangelize a Catholic Population Row %	22.5%	42.8%	23.2%	11.6%	285
Totals Total Responses					295

20. What other ways would you recommend to help the parish better address the issues stated above?



21. As the parish continues to grow, how can we better unite our diverse populations within the church?



22. Other than the need for a new facility, if there is one thing you could change about St. Luke to make it better meet your future needs, what would it be? (Please be as specific as possible)



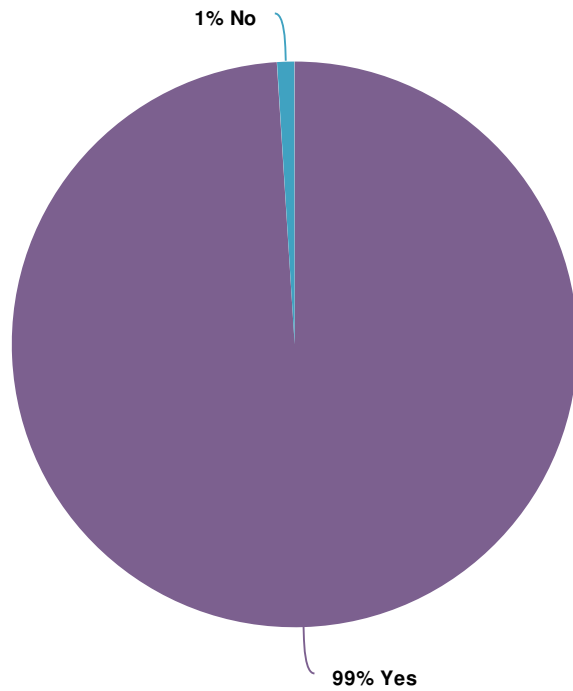
23. What additional suggestions do you have to improve our parish while we continue to use our existing facilities?



24. What is your zip code?

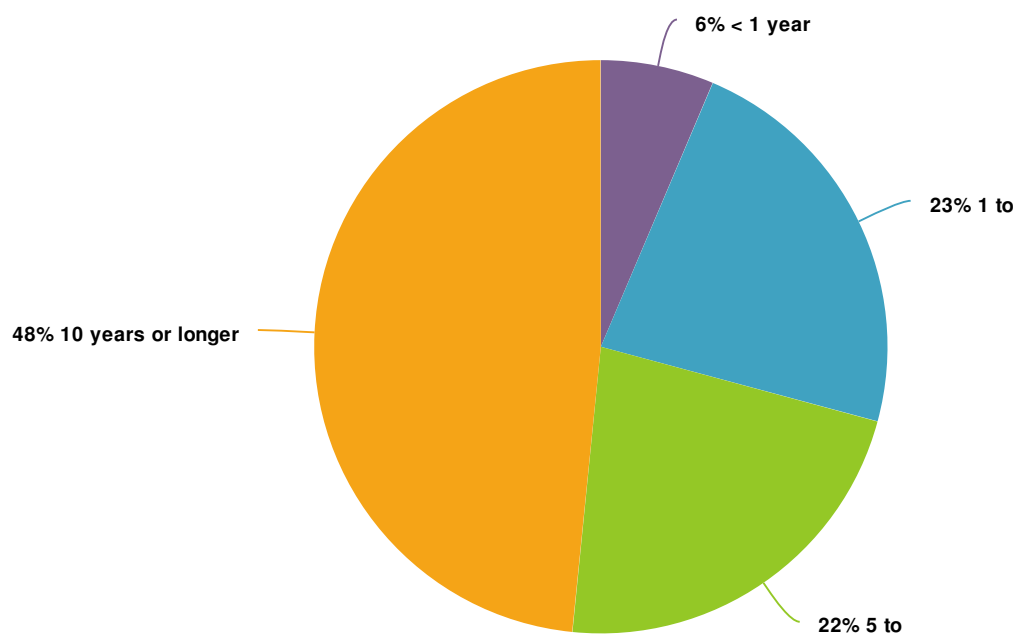






25. Are you registered at St. Luke?



Value		Percent
Yes	<div></div>	99.0%
No	<div></div>	1.0%

26. How long have you been a parishioner? [Check only one]



Value		Percent
< 1 year		6.4%
1 to		22.8%
5 to		22.4%
10 years or longer		48.4%

27. Please indicate how many adults in your household/family fit into each of the following age groups

	19 to 24	25 to 44	45 to 64	65 or older	Responses
Adults					
1	14.7%	16.1%	31.5%	37.8%	143 35.9%
2	6.1%	17.6%	39.2%	37.1%	245 61.6%
3	50.0%	25.0%	12.5%	12.5%	8 2.0%
4	50.0%	0.0%	0.0%	50.0%	2 0.5%
Total					398 100.0%

28. Please indicate how many children in your household/family fit into each of the following age groups

	0 to 3	4 to 5	6 to 10	11 to 13	14 to 18	Responses
Children						
1	19.6%	14.1%	16.3%	16.3%	33.7%	92 69.7%
2	21.6%	0.0%	35.1%	8.1%	35.1%	37 28.0%
3	0.0%	0.0%	33.3%	0.0%	66.7%	3 2.3%
Total						132 100.0%